



### District Report Card: 2017


<b>State:</b> Sikkim	<b>District:</b> North Sikkim
<b>Class:</b> 5	<b>Subject:</b> Language
<b>Schools:</b> 50	<b>Students:</b> 407


### Participation/Coverage


#### Students

<div>GENDER</div> <div></div>	Boys				Girls			
	Number		%		Number		%	
	209		51.35		198		48.65	

<div>AREA</div> <div></div>	Rural				Urban			
	Number		%		Number		%	
	395		97.05		12		2.95	

<div>CATEGORY</div> <div></div>	SC		ST		OBC		GEN	
	Number	%	Number	%	Number	%	Number	%
	27	6.63	292	71.74	48	11.79	40	9.83

<div>CWSN</div> <div></div>	LD	VI	HI	S&LD	ID	Oth
	0	0	0	3	0	4

<div>Management</div> <div></div>	Government			Government-aided		
	Number		%	Number		%
	357		87.71	50		12.29

### Average Performance of Students in Language (%)

Overall	Gender		Area		Management		Social Group			
	Male	Female	Rural	Urban	Govt.	Aided	SC	ST	OBC	GEN
54.89	55.44	54.31	54.90	54.44	54.38	58.53	52.35	54.70	53.75	59.33

## Performance on Learning Outcomes (LOs)

Learning Outcomes	Description	Average Performance(%)
L504	Reads and comprehends independently storybooks, news items/ headlines, advertisements etc.	54.05
L508	Reads text with comprehension, locates details and sequence of events	55.31

Range of Performance of Students who Answered Correctly							
Below 30%		30% - 50%		50% - 75%		Above 75%	
Number	%	Number	%	Number	%	Number	%
52	12.78	115	28.26	174	42.75	66	16.22

## Lowest Performing Learning Outcomes (LOs)

- 1 - Reads and comprehends independently storybooks, news items/ headlines, advertisements etc. (54.05)
- 2 - Reads text with comprehension, locates details and sequence of events (55.31)